

Surface Mount Fuse, 7 x 2.54 mm, Time-Lag T, 125 VAC, 125 VDC



IEC 60127-4 · 125VAC · 125VDC · Time-Lag T

See below:

[Approvals and Compliances](#)**Description**

- Low Breaking Capacity
- Directly solderable on printed circuit boards


Applications

- Telecom
- Household appliances

ReferencesRound Solder Pads Type [MSB](#)**Weblinks**

[pdf data sheet](#), [html datasheet](#), [General Product Information](#), [Distributor-Stock-Check](#), [Detailed request for product](#)

Technical Data

Rated Voltage	63 - 125VAC, 65 - 125VDC
Rated current	2 - 15A
Breaking Capacity	50A - 150A
Characteristic	Time-Lag T
Mounting	PCB,SMT
Admissible Ambient Temp.	-55 °C to 85 °C
Climatic Category	55/085/56 acc. to IEC 60068-1
Material: Tube	Ceramics
Material: Endcaps	Copper alloy, tin-plated
Unit Weight	0.15 g
Storage Conditions	0 °C to 60 °C, max. 70% r.h.
Product Marking	 , Rated current

Soldering Methods	Reflow, Wave Soldering Profile
Solderability	235 °C / 2 sec acc. to IEC 60068-2-58, Test Td
Resistance to Soldering Heat	260 °C / 10 sec acc. to IEC 60068-2-58, Test Td
Moisture Sensitivity Level	MSL 1, J-STD-020

Approvals and Compliances


Detailed information on product approvals, code requirements, usage instructions and detailed test conditions can be looked up in [Details about Approvals](#)

SCHURTER products are designed for use in industrial environments. They have approvals from independent testing bodies according to national and international standards. Products with specific characteristics and requirements such as required in the automotive sector according to IATF 16949, medical technology according to ISO 13485 or in the aerospace industry can be offered exclusively with customer-specific, individual agreements by SCHURTER.

Approvals




The approval mark is used by the testing authorities to certify compliance with the safety requirements placed on electronic products.

Approval Reference Type: MKT

Approval Logo	Certificates	Certification Body	Description
	UL Approvals	UL	UR File Number: E42088


Product standards

Product standards that are referenced

Organization	Design	Standard	Description
	Designed according to	IEC 60127-4/2	Miniature fuses. Part 4. Universal modular fuse-links for through-hole and surface mount types
	Designed according to	UL 248-14	Low voltage fuses - Part 14: Supplemental fuses
	Designed according to	CSA22.2 No. 248.14	Low-Voltage Fuses - Part 14: Supplemental Fuses






Application standards

Application standards where the product can be used

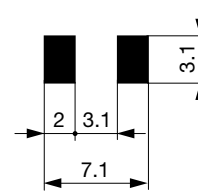
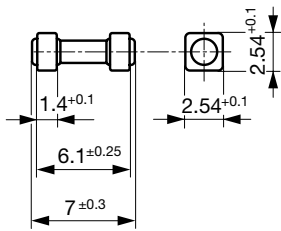
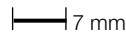
Organization	Design	Standard	Description
	Suitable for applications acc.	IEC/UL 62368-1	Audio/video, information and communication technology equipment - Part 1: Safety requirements

Compliances

The product complies with following Guide Lines

Identification	Details	Initiator	Description
	CE declaration of conformity	SCHURTER AG	The CE marking declares that the product complies with the applicable requirements laid down in the harmonisation of Community legislation on its affixing in accordance with EU Regulation 765/2008.
	UKCA declaration of conformity	SCHURTER AG	The UKCA marking declares that the product complies with the applicable requirements laid down in the British Amendment of Regulation (EC) 765/2008.
	RoHS	SCHURTER AG	Directive RoHS 2011/65/EU, Amendment (EU) 2015/863
	China RoHS	SCHURTER AG	The law SJ / T 11363-2006 (China RoHS) has been in force since 1 March 2007. It is similar to the EU directive RoHS.
	REACH	SCHURTER AG	On 1 June 2007, Regulation (EC) No 1907/2006 on the Registration, Evaluation, Authorization and Restriction of Chemicals 1 (abbreviated as "REACH") entered into force.

Dimension [mm]

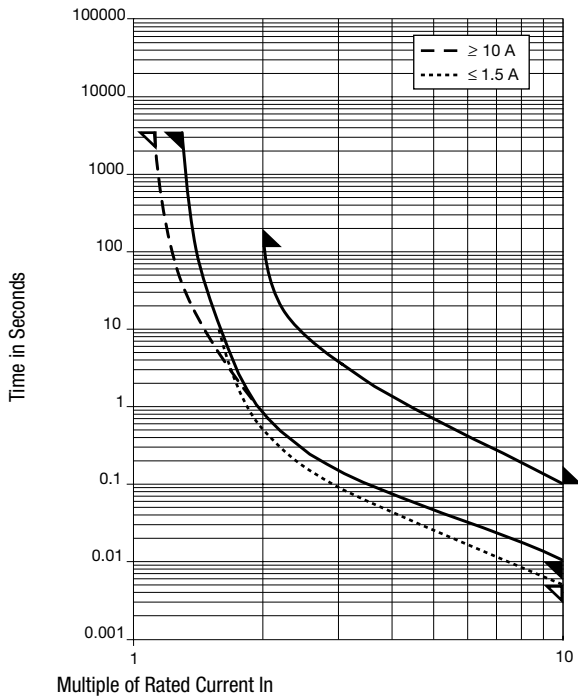


Soldering pads


Pre-Arcing Time

Rated Current In	1.1 x In min.	1.25 x In min.	2.0 x In max.	10.0 x In min.	10.0 x In max.
2 A - 8 A	-	60 min	120 s	10 ms	100 ms
10 A - 15 A	60 min	-	120 s	10 ms	100 ms

Time-Current-Curves



All Variants

Rated Current [A]	Rated Voltage [VAC]	Rated Voltage [VDC]	Breaking Capacity	Voltage Drop 1.0 I _n typ. [mV]	Power Dissipation 1.1 I _n typ. [mW]	Power Dissipation 1.25 I _n typ. [mW]	Melting I ² t 10.0 I _n typ. [A ² s]	 Order Number
2	125	125	1)	85	-	300	4.1	● 7010.9513.03
2	125	125	1)	85	-	300	4.1	● 7010.9513.57
2.5	125	125	1)	82	-	360	6.9	● 7010.9514.03
2.5	125	125	1)	82	-	360	6.9	● 7010.9514.57
3.15	125	125	1)	79	-	440	12	● 7010.9515.03
3.15	125	125	1)	79	-	440	12	● 7010.9515.57
3.5	125	125	1)	78	-	485	15	● 7010.9516.03
3.5	125	125	1)	78	-	485	15	● 7010.9516.57
4	125	125	1)	76	-	540	21	● 7010.9517.03
4	125	125	1)	76	-	540	21	● 7010.9517.57
5	125	125	1)	87	-	600	29	● 7010.9518.03
5	125	125	1)	87	-	600	29	● 7010.9518.57
6.3	125	125	2)	85	-	810	51	● 7010.9519.03
8	65	65	3)	81	-	1100	83	● 7010.9520.03
8	65	65	3)	81	-	1100	83	● 7010.9520.57
10	65	65	3)	79	1000	-	140	● 7010.9521.03
10	65	65	3)	79	1000	-	140	● 7010.9521.57
12	65	65	3)	77	1050	-	215	● 7010.9522.03
12	65	65	3)	77	1050	-	215	● 7010.9522.57
15	65	65	3)	75	1700	-	360	● 7010.9523.03
15	65	65	3)	75	1700	-	360	● 7010.9523.57

Availability for all products can be searched real-time: <https://www.schurter.com/en/info-center/support-tools/stock-check-distributors>

- 1) 50 A @ 125 VAC cos φ ≥ 0.95 / 50A @ 125 VDC resistiv
 150 A @ 65 VAC cos φ ≥ 0.95 / 150A @ 65 VDC resistiv
- 2) 63 A @ 125 VAC cos φ ≥ 0.95 / 63A @ 125 VDC resistiv
 150 A @ 65 VAC cos φ ≥ 0.95 / 150A @ 65 VDC resistiv

Rated Current [A]	Rated Voltage [VAC]	Rated Voltage [VDC]	Breaking Capacity	Voltage Drop 1.0 I _n typ. [mV]	Power Dissipation 1.1 I _n typ. [mW]	Power Dissipation 1.25 I _n typ. [mW]	Melting I ² t 10.0 I _n typ. [A ² s]	Order Number
-------------------	---------------------	---------------------	-------------------	---	---	--	--	--------------

3) 150 A @ 65 VAC cos φ ≥ 0.95 / 150A @ 65 VDC resistiv

Packaging Unit		
acc. IEC 60286-3 Type 2a	.xx = .03	100 St. in Blister Tape ESD-plastic bag
	.xx = .57	1500 pcs. in tape [W: 12mm and P1: 4mm] on reel [A: 18cm]