

Miniature Fuse, 5 x 20 mm, Super-Time-Lag TT, 250 VAC



UL 248-14 · 250 VAC · Super-Time-Lag TT

See below:

[Approvals and Compliances](#)

### Description

- Low Breaking Capacity
- Glass Tube


### References

Assembled Fuseholder

### Weblinks

[pdf data sheet](#), [html datasheet](#), [General Product Information](#), [Distributor-Stock-Check](#), [Detailed request for product](#)

### Technical Data

Rated Voltage	250VAC
Rated current	0.063 - 4 A
Breaking Capacity	35 A
Characteristic	Super-Time-Lag TT
Mounting	Fuseholder / Clip
Admissible Ambient Temp.	-40 °C to 85 °C
Climatic Category	40/085/21 acc. to IEC 60068-1
Material: Tube	Glass
Material: Endcaps	Nickel-Plated Copper Alloy
Unit Weight	1 g
Storage Conditions	0 °C to 60 °C, max. 70% r.h.
Product Marking	 , Rated current, Rated Voltage, Characteristic, Certification marks

### Approvals and Compliances



Detailed information on product approvals, code requirements, usage instructions and detailed test conditions can be looked up in [Details about Approvals](#)

SCHURTER products are designed for use in industrial environments. They have approvals from independent testing bodies according to national and international standards. Products with specific characteristics and requirements such as required in the automotive sector according to IATF 16949, medical technology according to ISO 13485 or in the aerospace industry can be offered exclusively with customer-specific, individual agreements by SCHURTER.

### Approvals



The approval mark is used by the testing authorities to certify compliance with the safety requirements placed on electronic products.

Approval Reference Type: FTT 5x20

Approval Logo	Certificates	Certification Body	Description
	<a href="#">VDE Approvals</a>	VDE	VDE Certificate Number: 40048210
	<a href="#">UL Approvals</a>	UL	UR File Number: E41599


### Product standards

Product standards that are referenced

Organization	Design	Standard	Description
	Designed according to	UL 248-14	Low voltage fuses - Part 14: Supplemental fuses
	Designed according to	CSA22.2 No. 248.14	Low-Voltage Fuses - Part 14: Supplemental Fuses






**Application standards**

Application standards where the product can be used

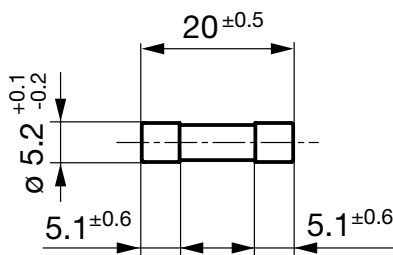

Organization	Design	Standard	Description
	Suitable for applications acc.	IEC/UL 62368-1	Audio/video, information and communication technology equipment - Part 1: Safety requirements

**Compliances**

The product complies with following Guide Lines

Identification	Details	Initiator	Description
	<a href="#">CE declaration of conformity</a>	SCHURTER AG	The CE marking declares that the product complies with the applicable requirements laid down in the harmonisation of Community legislation on its affixing in accordance with EU Regulation 765/2008.
	<a href="#">UKCA declaration of conformity</a>	SCHURTER AG	The UKCA marking declares that the product complies with the applicable requirements laid down in the British Amendment of Regulation (EC) 765/2008.
	RoHS	SCHURTER AG	Directive RoHS 2011/65/EU, Amendment (EU) 2015/863
	China RoHS	SCHURTER AG	The law SJ / T 11363-2006 (China RoHS) has been in force since 1 March 2007. It is similar to the EU directive RoHS.
	REACH	SCHURTER AG	On 1 June 2007, Regulation (EC) No 1907/2006 on the Registration, Evaluation, Authorization and Restriction of Chemicals 1 (abbreviated as "REACH") entered into force.

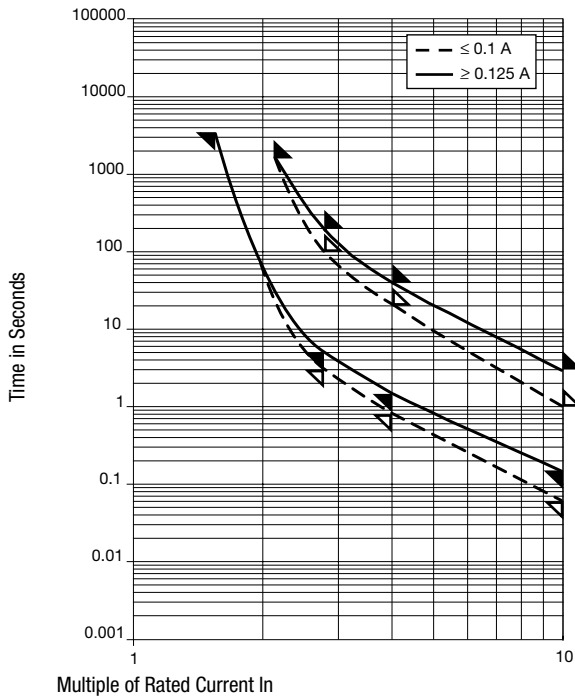
**Dimension [mm]**




**Pre-Arcing Time**

Rated Current In	1.5 x In min.	2.1 x In max.	2.75 x In min.	2.75 x In max.	4.0 x In min.	4.0 x In max.	10.0 x In min.	10.0 x In max.
0.063 A - 0.1 A	60 min	30 min	3 s	100 s	800 ms	20 s	60 ms	1 s
0.125 A - 4 A	60 min	30 min	5 s	200 s	1.5 s	40 s	150 ms	3 s

Time-Current-Curves



All Variants

Rated Current [A]	Rated Voltage [VAC]	Breaking Capacity	Voltage Drop 1.0 I <sub>n</sub> max. [mV]	Voltage Drop 1.0 I <sub>n</sub> typ. [mV]	Power Dissipation 1.5 I <sub>n</sub> typ. [mW]	Melting I <sup>2</sup> t 10.0 I <sub>n</sub> typ. [A <sup>2</sup> s]		Order Number
0.063	250	1)	5000	1000	220	0.037	●	0034.5031
0.08	250	1)	4500	980	270	0.032	●	0034.5032
0.1	250	1)	4000	870	300	0.14	●	0034.5033
0.125	250	1)	3000	500	270	0.259	●	0034.5034
0.16	250	1)	2000	450	300	1	●	0034.5035
0.2	250	1)	1500	400	330	1.73	●	0034.5036
0.25	250	1)	1200	330	350	2.53	●	0034.5037
0.315	250	1)	1000	300	360	4.17	●	0034.5038
0.4	250	1)	900	225	400	5.2	●	0034.5039
0.5	250	1)	800	250	440	7.9	●	0034.5040
0.63	250	1)	700	200	470	13.7	●	0034.5041
0.8	250	1)	500	160	540	19.6	●	0034.5042
1	250	1)	250	150	540	19.4	●	0034.5043
1.25	250	1)	200	130	570	33.3	●	0034.5044
1.6	250	1)	200	100	650	87	●	0034.5045
2	250	1)	200	100	800	124	●	0034.5046
2.5	250	1)	150	90	850	258	●	0034.5047
3.15	250	1)	100	90	1000	395	●	0034.5048
4	250	2)	100	80	1150	410	●	0034.5049

Availability for all products can be searched real-time: <https://www.schurter.com/en/info-center/support-tools/stock-check-distributors>

1) UL: 35 A @ 250 VAC

2) UL: 35 A @ 250 VAC; IEC: 40 A @ 250 VAC; 40 A @ 125 VDC

Packaging Unit

xxxx.xxxx Small Box Pack (10 pcs.)  
 xxxx.xxxx.G Bulk 128 x 91 x 60 mm (1000 pcs.)