

Subminiature Fuse, 2.3 x 8 mm, Quick-Acting F, 125 VAC, 125 VDC



UL 248-14 · 125 VAC · 125 VDC · Quick-Acting F

See below:

[Approvals and Compliances](#)**Description**

- High breaking capacity

Weblinks

[pdf data sheet](#), [html datasheet](#), [General Product Information](#), [Distributor-Stock-Check](#), [Detailed request for product](#)

Technical Data

Rated Voltage	32 - 125 VAC, 32 - 125 VDC
Rated current	0.063 - 15 A
Breaking Capacity	50 A - 300 A
Characteristic	Quick-Acting F
Admissible Ambient Air Temp.	-55 °C to 85 °C
Climatic Category	55/085/56 acc. to IEC 60068-1
Material: Tube	Ceramics
Material: Axial Leads	Tin-Plated Copper
Unit Weight	0.46 g
Storage Conditions	0 °C to 60 °C, max. 70% r.h.
Product Marking	Rated current

Soldering Methods	Wave Soldering Profile
Solderability	235 °C / 2 sec acc. to IEC 60068-2-20, Test Ta, method 1
Resistance to Soldering Heat	260 °C / 5 sec acc. to IEC 60068-2-20, Test Tb, method 1A

Approvals and Compliances


Detailed information on product approvals, code requirements, usage instructions and detailed test conditions can be looked up in [Details about Approvals](#)

SCHURTER products are designed for use in industrial environments. They have approvals from independent testing bodies according to national and international standards. Products with specific characteristics and requirements such as required in the automotive sector according to IATF 16949, medical technology according to ISO 13485 or in the aerospace industry can be offered exclusively with customer-specific, individual agreements by SCHURTER.

Approvals




The approval mark is used by the testing authorities to certify compliance with the safety requirements placed on electronic products.

Approval Reference Type: 172322

Approval Logo	Certificates	Certification Body	Description
 GAM T1	UL Approvals	UL	UR File Number: E42088

Product standards

Product standards that are referenced

Organization	Design	Standard	Description
	Designed according to	IEC 60127-3/2	Miniature fuses - Part 3: Miniature fuse-links
	Designed according to	UL 248-14	Low voltage fuses - Part 14: Additional fuses
	Designed according to	CSA22.2 No. 248.14	Low-Voltage Fuses - Part 14: Supplemental Fuses






Application standards

Application standards where the product can be used

Organization	Design	Standard	Description
	Suitable for applications acc.	IEC/UL 62368-1	Audio/video, information and communication technology equipment - Part 1: Safety requirements

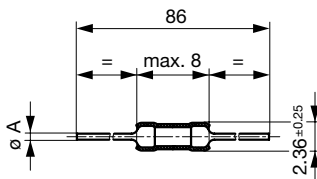
Compliances

The product complies with following Guide Lines

Identification	Details	Initiator	Description
	CE declaration of conformity	SCHURTER AG	The CE marking declares that the product complies with the applicable requirements laid down in the harmonisation of Community legislation on its affixing in accordance with EU Regulation 765/2008.
	UKCA declaration of conformity	SCHURTER AG	The UKCA marking declares that the product complies with the applicable requirements laid down in the British Amendment of Regulation (EC) 765/2008.
	RoHS	SCHURTER AG	Directive RoHS 2011/65/EU, Amendment (EU) 2015/863
	China RoHS	SCHURTER AG	The law SJ / T 11363-2006 (China RoHS) has been in force since 1 March 2007. It is similar to the EU directive RoHS.
	REACH	SCHURTER AG	On 1 June 2007, Regulation (EC) No 1907/2006 on the Registration, Evaluation, Authorization and Restriction of Chemicals 1 (abbreviated as "REACH") entered into force.

Dimension [mm]

8 mm



$I_n \leq 10 A$: $\varnothing A = 0.62 \text{ mm}$
 $I_n > 10 A$: $\varnothing A = 0.82 \text{ mm}$


Pre-Arcing Time


Rated Current I_n	1.0 x I_n min.	1.5 x I_n max.	2.0 x I_n max.	2.75 x I_n max.	4.0 x I_n max.	10.0 x I_n max.
0.063 A - 10 A	4 h	10 min	5 s	300 ms	30 ms	4 ms
12 A - 15 A	4 h	10 min	10 s	-	60 ms	-

Time-Current-Curves



All Variants

Rated Current [A]	Rated Voltage [VAC]	Rated Voltage [VDC]	Breaking Capacity	Voltage Drop 1.0 I _n typ. [mV]	Power Dissipation 1.0 I _n typ. [mW]	Melting I ² t 10.0 I _n typ. [A ² s]		Order Number
0.063	125	125	1)	1050	66	0.0008	●	7010.7010.13
0.063	125	125	1)	1050	66	0.0008	●	7010.7010.47
0.125	125	125	1)	900	115	0.0036	● ●	7010.7020.13
0.125	125	125	1)	900	115	0.0036	● ●	7010.7020.47
0.25	125	-	2)	325	82	0.0094	● ●	7010.7030.13
0.25	125	-	2)	325	82	0.0094	● ●	7010.7030.47
0.375	125	-	2)	245	92	0.019	● ●	7010.7040.13
0.375	125	-	2)	245	92	0.019	● ●	7010.7040.47
0.5	125	-	2)	260	130	0.07	● ●	7010.7050.13
0.5	125	-	2)	260	130	0.07	● ●	7010.7050.47
0.75	125	-	2)	245	185	0.18	● ●	7010.7060.13
0.75	125	-	2)	245	185	0.18	● ●	7010.7060.47
1	125	-	2)	210	210	0.3	● ●	7010.7070.13
1	125	-	2)	210	210	0.3	● ●	7010.7070.47
1.5	125	-	2)	230	345	0.38	● ●	7010.7080.13
1.5	125	-	2)	230	345	0.38	● ●	7010.7080.47
2	125	-	2)	190	380	1.1	● ●	7010.7090.13
2	125	-	2)	190	380	1.1	● ●	7010.7090.47
2.5	125	-	2)	175	440	1.4	● ●	7010.7100.13
2.5	125	-	2)	175	440	1.4	● ●	7010.7100.47
3	125	-	2)	170	510	2	● ●	7010.7110.13
3	125	-	2)	170	510	2	● ●	7010.7110.47
3.5	125	-	2)	160	560	2.6	● ●	7010.7180.13
3.5	125	-	2)	160	560	2.6	● ●	7010.7180.47
4	125	-	2)	180	720	4	● ●	7010.7120.13
4	125	-	2)	180	720	4	● ●	7010.7120.47
5	125	-	2)	170	850	6.2	● ●	7010.7130.13
5	125	-	2)	170	850	6.2	● ●	7010.7130.47

Rated Current [A]	Rated Voltage [VAC]	Rated Voltage [VDC]	Breaking Capacity	Voltage Drop 1.0 I _n typ. [mV]	Power Dissipation 1.0 I _n typ. [mW]	Melting I ² t 10.0 I _n typ. [A ² s]	 GAM T1	Order Number
7	125	-	2)	135	945	13	● ●	7010.7140.13
7	125	-	2)	135	945	13	● ●	7010.7140.47
10	125	-	2)	130	1300	39	● ●	7010.7150.13
10	125	-	2)	130	1300	39	● ●	7010.7150.47
12	32	32	3)	130	1450	57	● ●	7010.7160.13
12	32	32	3)	130	1450	57	● ●	7010.7160.47
15	32	32	3)	120	1800	90	● ●	7010.7170.13
15	32	32	3)	120	1800	90	● ●	7010.7170.47

Most Popular.

Availability for all products can be searched real-time: <https://www.schurter.com/en/Stock-Check/Stock-Check-SCHURTER>

1) 50 A @ 125 VAC, cos φ ≥ 0.95 / 300 A @ 125 VDC, tau < 1ms

2) 50 A @ 125 VAC, cos φ ≥ 0.95

3) 50 A @ 32 VAC, cos φ ≥ 0.95 / 300 A @ 32 VDC, tau < 1ms

Packaging Unit

.xx = .13 Plastic Bag, Fuse Length 86 mm (100 pcs.)

.xx = .47 Taped 19 cm Reel, Fuse Length 86 mm (1500 pcs.)